


SPECIAL EDITION

25 YEARS IN HEIDELBERG!

Become a bioinformaticist in five easy lessons at a new EBI website...

Well, it might take slightly more than five lessons. But a new training and education resource, "2can Bioinformatics," at www.ebi.ac.uk/2can should go a long way towards getting you started. The External Services team from the EBI created the resource because of the need for good training programs in bioinformatics, which has emerged as a field in its own right, and because people from all walks of the life sciences need to use bioinformatics tools and resources. 2can Bioinformatics is intended for a wide audience including newcomers to biology, experienced biologists and computer programmers. It consists of five main sections: an introduction to bioinformatics, basic biology, genes and disease, databases and tutorials. Basic concepts in molecular biology and bioinformatics are explained while the last two sections focus on databases and tools developed by the EBI and its collaborators. The site has numerous links to various other bioinformatics-related websites and a searchable glossary of terms used throughout the site. To make "2can Bioinformatics" more comprehensive and useful for the scientific community, contributions from external sources are encouraged and greatly appreciated.



Another year at EMBL...

If you aren't lucky enough to be able to spend a year at EMBL, the annual report will try to bring the Lab to you. For an insider's view of the science and events that have taken place in Heidelberg and the Outstations over the past year, order your copy of the 2002-2003 report from info@embl.de, or download a pdf version from www.embl.de/ExternalInfo/oipa/. That's the English version; if you'd rather read about EMBL in German or French, translations of the 2001-2002 report are also available.

Fighting *Mtb* with proteomics

EMBL Hamburg and partners have received a 3.5 million Euro grant from the German Federal Ministry of Education and Research (BMBF) to combat Tuberculosis (TB). TB is one of the deadliest threats to public health today. An estimated two billion people are infected with *Mycobacterium tuberculosis* (*Mtb*), with eight million new cases annually and two million people dying from the infection each year. The great need for effective drugs has led researchers at the EMBL Hamburg Outstation and a mix of academic and industrial collaborators to study the proteins in the bacterium, which are the functional machines behind tuberculosis. In support of these efforts, the BMBF has awarded the grant as part of the government's structural proteomics initiative, "New efficient procedures for functional proteome analysis." The project will be coordinated by EMBL-Hamburg and comprises three additional academic partners and three industrial partners.

in this issue...

25 years in Heidelberg	2
molecular medicine@EMBL	3
EMBL partnerships	4
the EMBO corner	5
alumni election results	6
staff association news	6
news & events	7
people@EMBL	8

The European Molecular Biology Laboratory: 25 years at a glance

One brilliantly sunny afternoon in June, 1970, two cars wound their way through the forest above Heidelberg, carrying two local biologists and a group of prominent international visitors who were weary of traveling. During the drive they probably spoke of what had seemed like an endless quest for the past ten years, to realize the dream of establishing a European laboratory for the new science of Molecular Biology. They arrived at a gravel pull-out, clambered out, and walked up a quiet, wooded slope.

Their hosts spoke enthusiastically about the site. The Max-Planck Institute for Nuclear Physics stood a mere stone's throw away and was willing to share its workshop facilities during construction. John Kendrew, the Nobel prize-winning molecular biologist heading the international search, was deep in thought. Was Heidelberg the right place? Other sites had been proposed – near Munich, Nice, Geneva. The longer he stood there, absorbing the quiet, the more certain Kendrew became that this was the right place. Between the trees he spied a group of plain wooden buildings that reminded him

of the barracks in Cambridge in which he had worked nearly 30 years ago.

It would be four more years before a group of European countries and Israel would ratify the agreement to establish EMBL. Quickly thereafter, construction began on the site generously provided by the city of Heidelberg, and in 1978 the first scientists moved into the new Laboratory, headed by Kendrew. The map below shows how the Heidelberg site has grown over the years.

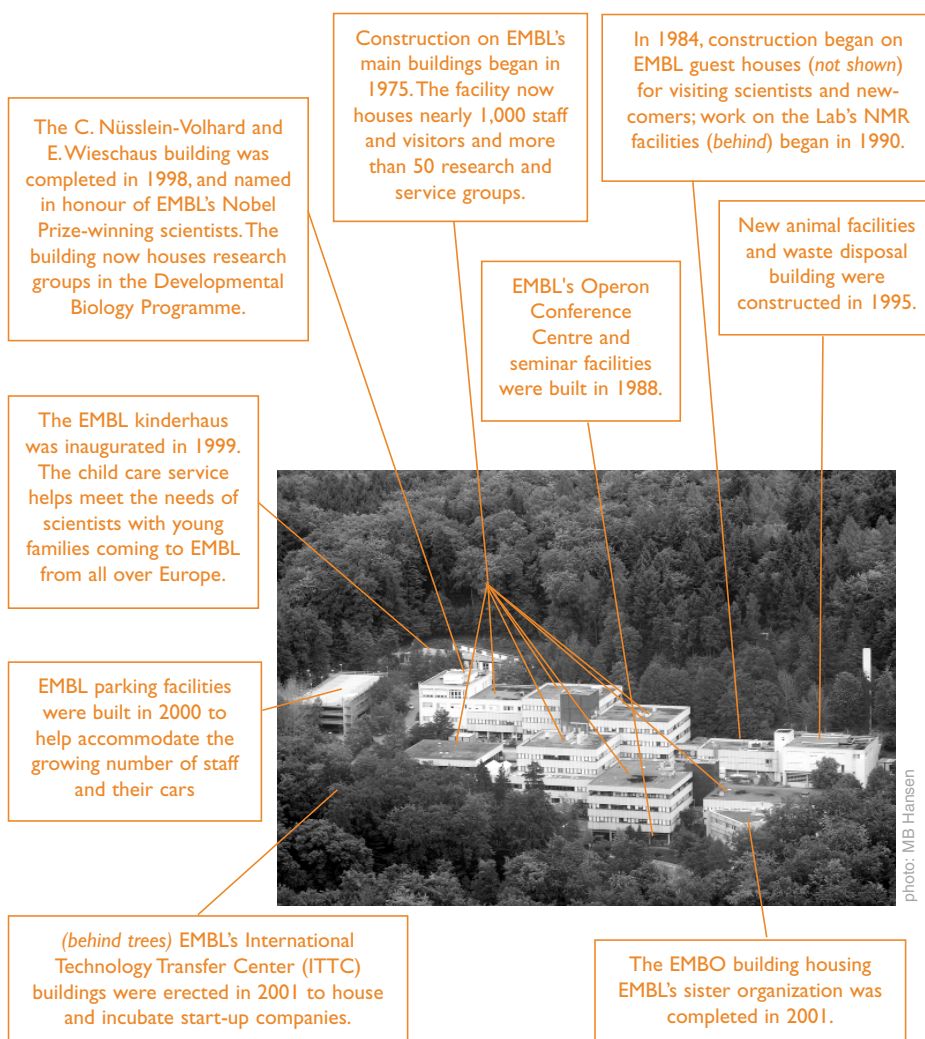
In celebration of this important anniversary, EMBL is hosting two major events: an official reception at the Heidelberg Stadthalle and an Open House. These will serve as a prelude to a number of other activities to take place next year, across the five EMBL sites, in celebration of the 30th anniversary of the Laboratory's establishment.

On June 29, the campus will open to the general public for a set of guided tours and an informal "Science Café." We hope that this event will establish even stronger ties between the Lab and the community, and that people will leave with a sense of the important work that is taking place here.

– Russ Hodge

EMBL history at a glance

- 2001 -now** EMBL participates in completion and analysis of human and other genomes, made publicly accessible on Ensembl website; establishes PhD Programme partnerships with universities throughout Europe.
- 2001** New Scientific Programme with focus on functional genomics; EMBLEM *GmbH*, EMBL's technology transfer arm established; International Technology Transfer Center built on EMBL campus.
- 1999** Establishment of Mouse Biology Programme in Monterotondo.
- 1997** The EBI officially opens in Hinxton.
- 1988** EMBL's Operon, seminar and first childcare facilities are built in Heidelberg.
- 1985** Unique neutron diffractometer is built at Grenoble in collaboration with the ILL.
- 1984** EMBL's predoctoral training programme is established. Construction of EMBL guest houses for visiting scientists and newcomers begins.
- 1980** Establishment of world's first public comprehensive gene sequence database.
- 1978** Scientists move into the newly completed laboratory at Heidelberg.
- 1976** Second Outstation established at ILL in Grenoble.
- 1975** Construction begins in Heidelberg Facility; official agreement to establish an EMBL Outstation at the DESY synchrotron ring in Hamburg.
- 1974** On July 4th, French government formally ratifies draft agreement, so pushing the number of ratifying governments over the 70% required threshold. EMBL becomes a legal entity, and the EMBC appoints Sir John Kendrew its first Director General.
- 1973** Delegates of participating countries agree to and sign draft accord in Geneva to establish EMBL.
- 1971** Heidelberg chosen as site for EMBL's main laboratory.
- 1968** The European Molecular Biology Conference is founded, associating 14 governments with EMBO.
- 1963** Scientists meet in Ravello, Italy and form EMBO.
- 1962** Leo Szilard, Victor F. Weisskopf, James D. Watson, & John Kendrew meet in Geneva to discuss establishing an international laboratory.



Mechanisms of cardiovascular disease

On May 9, the EMBL-Monterotondo Programme in Mouse Biology played co-host to a Minisymposium on Molecular Medicine, the first such conference to be held in Rome. Nadia Rosenthal, Programme Coordinator of EMBL-Monterotondo, together with Maurizio Capogrossi of the Istituto Dermopatico dell'Immacolata (Rome), worked together to identify and invite an international cast of leading figures in cardiovascular disease research.

It was a "standing room only" crowd as people occupied every available seat for the day-long symposium. Twelve speakers from Italy, Germany, and the United States treated the audience to presentations ranging from congenital heart defects and the effects of aging on the heart, to the genetics of heart development and disease. Speaker Edward Lakatta of the National Institute on Aging in Baltimore, Maryland, said of the conference: "I found the conference to be delectable, learned a great deal, and met some interesting folks as well."

Attendees to the conference were treated to not just the typical "scientific overview" normally associated with conferences, but were provided with new and, in many cases, unpublished data. Attendees and speakers,

alike, were impressed by the scope and organization of the presentations. Conference speaker Stefanie Dimmeler of the University of Frankfurt surmised, "over the past decade, the field of cardiovascular biology has expanded considerably, leading to the development of various subdisciplines including vascular biology, muscle and cardiac biology. This meeting opens a European platform allowing for the interaction of these subdisciplines in an interdisciplinary manner."

EMBL predoctoral candidate, Maria Paola Santini said: "The scientific exchange of ideas and results was really high level. The speakers shared their scientific information in a way that the input received increased both knowledge and scientific enthusiasm."

University of Rome, "La Sapienza," researcher Antonio Musaro noted that "because of organizational challenges, it's not always easy to put together a conference like this in Italy. It was nice to hear talks by such high-quality speakers, and also to see the participation of researchers not only from Rome, but from other Italian Universities such as L'Aquila, Padova and Teramo. Some talks, such as that of Nadia,

Eric Olson, Stefanie Dimmeler and Silviu Itescu were really outstanding."

"I was fascinated by the novel findings presented by Eric Olson showing the different biological activities of various histone deacetylases and the regulation of hypertrophic signaling," noted Stefanie. "Likewise, for me as a 'vascular biologist' Nadia's presentation showing the effects of IGF-1 on muscle cell regeneration and satellite cells opens a novel and exciting area for regenerative medicine."

The conference was held at the Consiglio Nazionale delle Ricerche (CNR) in the centre of Rome and special thanks to the CNR for generously providing the necessary space and technical support to the conference organizers.

– Craig Panner



Making monoclonals in Monterotondo... *ma moltissimi!*

Last June, Alan Sawyer, head of EMBL's Monoclonal Antibodies Facility, packed up his cell culture dishes, flasks, and robots on the 4th floor of EMBL's main laboratory in Heidelberg, and headed down to the Mouse Biology Research Programme in Monterotondo to set up shop. We recently checked in with him about how his activities are shaping up.

How does EMBL's monoclonal antibody facility differ from a traditional one?

The monoclonal antibody facility was started in 2001 to develop high-throughput ways of making traditionally produced monoclonals. The technology is based on an idea that arose from a collaboration with Federico De Masi in Wilhelm Ansorge's group. Everything is done by robots – from tissue cultures to protein chips. While the robots allow us to automatically generate and culture hybridomas, the chips enable us to minimize and optimize the screening format, thus removing the need for doing conventional ELISA screenings on thousands of samples. This makes the whole process very efficient and less prone to human error. For example, you have a project where you need 50 monoclonals. A company would need a year; we would need two-and-a-half months. Our

system gives better results – our success rate is now at about 90%, and we are incredibly cheap.

What advantages does being based at the Monterotondo site have?

We moved down to the Adriano Buzzati-Traverso site to take advantage of the superb infrastructure for mouse research. Not only is there the exciting research taking place at the EMBL, but we also have the benefit of working with the Consiglio Nazionale di Ricerca (CNR) and the European Mouse



Alan Sawyer searches for an antibody in his sky-high stack of hybridoma supernatants.

Mutant Archive (EMMA). After a few technical hiccups, we had everything up and running by October 2002. Pieranna Chiarella from the University of Rome joined the team and is fantastic – I couldn't do it without her. She is basically running the facility, together with the help of our technician, Marzia, while I concentrate on the business aspects.

Business aspects?

Yes, it was clear early on that our technology was promising enough to start a company. EMBLEM and EMBL-Ventures collaborated with us to establish *HybriCore*. The name comes from Hybridoma Core Facility. This is the first seed investment of EMBL-Ventures in an EMBL spin out. Things are developing very nicely and we expect to be fully operational as a company by the end of the year. We will continue to provide monoclonal services to EMBL groups as *HybriCore* at an extremely favourable price. The most important thing for us is to rapidly deliver good quality antibodies to EMBL scientists and at the same time build our business. This will ensure that the success of the company will directly benefit EMBL both in terms of service as well as securing a return to EMBL for its nurturing of the project as a whole.

Public Library of Science

In October this year, a new journal will hit our screens – PLoS Biology. This is the first journal to be published by the Public Library of Science – a nonprofit organization of scientists committed to making scientific and medical literature a public resource. PLoS Biology will compete with existing top-tier journals, but will have one major advantage over them – it will make all content available online, with no charges for access and no restrictions on subsequent redistribution or use.

PLoS is headquartered in San Francisco, with an editorial office in Europe hosted by the European Bioinformatics Institute. The EBI is a fantastic European base for the project, not only because Cambridge is a vibrant research environment, but also because it makes a lot of sense for PLoS to have close ties with the bioinformatics community. As more full-text literature becomes available through open access, there will be a pressing need for new and better tools to navigate, interrogate and mine the literature, so that the scientific community can realise the full benefits of this increased access.

Mark Patterson, a former editor of *Trends in Genetics* and *Nature Reviews Genetics*, took up the position of Senior Editor for PLoS in February. He will soon be joined by Catriona MacCallum (currently Editor of *Trends in*


Ecology and Evolution). The San Francisco Senior Editors are Philip Bernstein (formerly at the *Journal of Experimental Medicine* and *Nature Biotechnology*), Barbara Cohen (formerly at the *Journal of Clinical Investigation* and Editor of *Nature Genetics*), and Hemai Parthasarathy (formerly at *Nature*). The team is headed by Vivian Siegel (former editor of *Cell*), but in a departure from the usual way of running a high-profile journal, peer review will be orchestrated by one of the professional editors in partnership with an academic editor, drawn from the impressive list of active researchers on the editorial board. This approach will ensure the highest standards of peer review in any top-tier journal.

Who's paying for all this? PLoS is funded by a \$9 million grant from the Gordon and Betty Moore Foundation, which was secured by the PLoS Founding Directors – Harold Varmus (Memorial Sloan-Kettering Cancer Center), Pat Brown (Stanford University) and Mike Eisen (Lawrence Berkeley Labs). Ultimately, our aim is to develop a self-sustaining open access publishing programme supported by publication charges to authors, institutions and funding agencies.

The success of PLoS Biology will provide a major stimulus to the development of further open access journals, and will revolu-

tionise the way that the scientific literature is disseminated and used. Scientific literature will be returned to the communities who fund the research, and access will no longer be restricted to those who can afford to pay. But open access will only become a reality with the commitment of the scientific community. Whether you are an author, a reviewer or a reader, you can make PLoS a success. For more information, visit www.plos.org.

– Mark Patterson, PLoS



Building partnerships across Europe

The EMBL and the Sars International Centre (Bergen, Norway) have announced the establishment of a Partnership in Marine Molecular Biology. The partnership will facilitate scientific exchange and support areas of common interest of the two institutes, opening up new directions for research training and collaborations.

"This collaboration will be of benefit to both institutes," says Prof. Daniel Chourrout, Director of the Sars Centre. EMBL has long experience in organizing PhD studies, widely-recognized strength in research areas such as Molecular, Cellular and Developmental Biology and Functional Genomics, and a strong international network in which the Sars Centre can be inserted. "Norway is the leading country in Europe for the exploitation of marine living resources," says Prof. Chourrout, "and the Sars Centre conducts basic research in marine molecular biology, trains young scientists and develops marine resources which will be made accessible to EMBL."

The partnership will focus on several key areas.

A major goal of the partnership is to facilitate scientific exchange and collaborations. Joint scientific meetings will be organized to exchange information on current projects, stimulate in a bottom-up manner future collaborations and personnel exchange between the two institutions and others, and thus assemble a scientific community of critical mass interested in marine molecular biology. The institutes will also support joint funding applications.

The two institutes will provide mutual access to facilities and instrumentation for visiting scientists, as well as to databases. These include the marine biology infrastructures of the Bergen area, EMBL's state-of-the-art facilities for genomics, proteomics, functional genomics and advanced light microscopy facilities in Heidelberg, and specialized Outstation facilities such as structural biology beamlines at Hamburg and Grenoble, and core databases at the EBI.

The Sars Centre will establish an International PhD Programme in Marine Molecular Biology. Students will receive research training at the Sars Centre, while the

University of Bergen and EMBL, along with other international institutes, will actively collaborate in the planning of the programme's theoretical and practical coursework. An agreement for joint PhD degrees from the University of Bergen and EMBL is currently being negotiated and will join the growing list of partnerships that EMBL already has with universities throughout its Member States.

EMBL will take an active role in advising and evaluating the development and progress of the Sars Centre. "EMBL has considerable expertise and can play an important role in the shaping of highly competitive research programmes," says EMBL Director-General Fotis C. Kafatos. "Mutually beneficial strategic partnerships like this are an innovation foreseen in the current Scientific Programme of EMBL and entail leveraging the successful EMBL system to directly benefit life sciences research in its Member States, without a net transfer of resources."

– Sarah Sherwood

the EMBO corner

EMBO 2nd International Practical Workshop for Science Teachers; a tradition in the making

It was almost as if they had brought the fine weather with them, as rain turned to bright sun upon the arrival of 123 keen teachers from 20 countries in Europe at the EMBL. Italian supporters (28 in all) again arrived in a hired bus all the way from Naples, and eastern European countries provided 22 teachers (13 alone from Slovenia!). EMBO's second international workshop for science teachers also marked the beginning of "Continuing Education for European Biology Teachers", the three-quarter million Euro EC contract in which EMBO is joined by EMBL in promoting biology education throughout Europe (see www.ceebt.embo.org).

On May 23-24, teachers recharged their intellectual batteries via scientific talks, an exhibition of teaching resources, and, most importantly, hands on experiments in molecular biology. These are what they had really

come for. Some traced the origins of people in Europe via mitochondrial DNA analysis in a practical developed by Xlab, Göttingen, called "My first mother," while others generated electricity with yeast in the microbial fuel cell practical of the National Centre for Biotechnology Education, UK. One Slovenian teacher remarked "[the] practicals supplied me with indispensable additional data in order to make my classes more interesting."

DNA extraction from fruit, supervised by Christian Unger from the Gläserne Labor, Berlin Buch, could be repeated using household items. The DNA fingerprinting experiment from BioRad, and a plant plasmid PCR experiment supervised by Charles Hill from Science and Plants for Schools, UK, required more apparatus. The second Xlab practical involving confocal fluorescence microscopy was a good example of a horizon-expanding experiment. And for those interested in sequences, Caroline Griffin, Roslin Institute, UK, demonstrated how even teachers can perform alignments and comparisons using the scientific databases over the Internet.

Pencils and notebooks at the ready, the teachers took down some of the latest research findings and methodology in talks from Erwin Neher (MPI, Göttingen), Nobel Laureate for Physiology or Medicine 1991, Axel Brennicke (Allgemeine Botanik, Uni Ulm), and Stefanie Denger (EMBL, Heidelberg).

What teachers most want to take away from a workshop is protocols that they can apply immediately in school. According to the workshop questionnaire, some schools are starting to acquire gel electrophoresis apparatus, but the vast majority have little more than a few test tubes and a microscope. Teachers desperately need support to equip their labs, but also guidance from scientists on how to build their own equipment.

All registrants for the resources, and regular teachers workshops automatically join EMBO's European Network for Biology Education, which is supported by an on-line database of teaching e-mail communications. We are looking forward to meeting even more new faces next year!

– Andrew Moore



Photo: A. Moore

Biology teachers from Italy brush up on their pipetting skills at EMBO's 2nd International Practical Workshop for Science Teachers, held on May 23-24, 2003.

What does it take to make an EMBL-Staff Association summer party?



two dancing tots



one giant strawberry cake



tens of Turkish dancers



five men in kilts



one chef in a Chinese hat



...and hundreds of EMBL staff and their families having a good time.

photos: K. Bergmann

As always, the annual summer party was a smashing success. Our thanks go to Claus Himburg and his kitchen staff, Mustafa Uyguner and his building maintenance crew, Doros Panayi and the Photolab, Thomas Heinzmann, EMBL administration, and the Staff Association who made it all possible!

Six months on the road with the Macromolecular Structure Group

The Macromolecular Structures Database Group (MSD) at EMBL's European Bioinformatics Institute in Hinxton are rising to the challenge of providing to the scientific community, access and an understanding of the uses of biological macromolecular structure information. As part of their outreach programme within the EC-funded Temblor Project, MSD are required to raise awareness of macromolecular structure data, the efficient use of their industry standard database and the tools available to search and retrieve data from it.

In April this year, MSD began rolling out a series of Roadshows for Europe which are open to all who are interested. They began with a visit to EMBL-Hamburg, followed by a visit to Uppsala in Sweden and, as some readers will know, on to EMBL-Heidelberg where they held their most recent tutorial day on May 15. A further 12 visits are scheduled to take place at European Centres of Excellence by the end of November. During the roadshows, the suite of new MSD-written search tools are tutored and demonstrated and, to date, each day has been well

received by the audience. The feedback received from each venue is reviewed after each course and helps the group to improve the service, and to shape its future development.

The education process is an important one for us all to consider. A key feature of the training and education process MSD are undertaking now, and will build on into the future, is to help users of the traditional 'flat text file' databanks in structural biology to understand and exploit the advantages of the new EMSD relational database systems. It is not easy to make people change their opinions or their way of working, but MSD hope that by demonstrating how much faster and more effective their new systems are, they will raise interest within the European scientific community. In the future MSD also hopes to release and maintain high quality on-line documentation and training materials that will cover all aspects of work performed in the Temblor project.

The new MSD relational database of cleaned PDB entries was released at the beginning of the year and on April 2, the first of the new

MSD web-based services followed along with a unique structure viewer developed from the AstexViewer™. Searches include a relatively simple text search system, MSDlite; a drag&drop interface, MSDpro, that allows users to create their own query structure; an active site search, MSDsite; target search, MSDtarget; secondary structure matching, MSDfold; Ligand search, MSDchem. Further development and other new services will follow over the coming months. Each interface produces a result hit list of multiple PDB ID codes that can then be viewed using the extended viewer that integrates sequence, structure and properties into the one package. The results of a search can be viewed and manipulated in groups of structures rather than in a one-by-one sequential manner, thus allowing for the ready visualisation of similarities and differences in the retrieved structures.

To check the services out for yourself visit www.ebi.ac.uk/msd/Services.html. For details of the content of the roadshows visit www.ebi.ac.uk/msd/roadshow.html.

– Janet Roser-Copeland

from the Staff Association

News from the working groups

The Working Group on the Health Insurance Scheme (HIS) is monitoring all HIS regulations for clarity and feasibility over the next year. Agreement was recently reached in the Working Group on the wording for Article 17, which allows for additional reimbursement when an exceptional financial burden would otherwise ensue. There will be a limit per illness to the amount each insured person must pay out-of-pocket for treatments that are not normally reimbursed at 100 percent.

The following items were also clarified: dental implants are not fully reimbursed, but are treated as crowns. Patients should ask for two quotes, one with and one without the cost of the implant. The second quote would be used as the basis for payment. Contraceptives are no longer reimbursed because the current Regulations stipulate the

payment of medications only in case of illness. This was incorrectly handled in the past. House calls from a midwife are paid for as "other treatment", as well as births in a birthing center.

The Working Group on the Rules and Regulations has the mandate to clarify the current regulations, but not to substantially change them or add new regulations. In a recent meeting the following items were discussed.

The current regulations give a kilogram limit for removal expenses (R 4 1.32). It was agreed to change this to a space limit: 20 m³ basic allowance per household; plus 15 m³ per adult; and 10 m³ per child.

The definition of resident category (R 2 1.33 and 2 1.34) was changed to include all staff members in grades 1 to 3; nationals of the host country of the duty station; and individuals who were living in the host country

of the duty station for 6 months or more before applying to EMBL. Those staff members not classified as resident shall be classified as non-resident.

The working group also agreed on changes to the Invalidity Board (Annex R.B.4). Its name will be changed to "Invalidity and Rehabilitation Board" to indicate that the degree of invalidity will be monitored from time to time. Members of the Board will be the medical officer of the EMBL, a medical doctor selected by the member of personnel concerned and a senior member of EMBL personnel. The new Annex also contains the procedure to be followed by the Board.

The proposed texts for the Health Insurance Scheme and for the Staff Rules and Regulations will be presented to Council in June for approval.

– Ann Thüringer

EMBL Alumni Association

Earlier this spring the EMBL Alumni Association held elections to establish a board that will help plan and organize alumni activities and events, take an active role in promoting networks, and decide policies and actions. The group will meet in Heidelberg in September. The newly-elected members of the board are:

- Angus Lamond
(Chair)
- Albert Stegmüller
(Treasurer)
- Giovanna Bergamini
- Colin Dingwall
- Sabine Hentze
- Daniel Louvard
- Konrad Müller
- Noreen Murray
- Annalisa Pastore
- Lennart Philipson
- Renata Stripecke
- Juan Valcárcel
- Marino Zerial

Switching over to e-financing at EMBL

Why did EMBL change its finance system?

Over the years, EMBL has grown – not only in terms of the number of researchers working here, but also in terms of the projects they are doing, and the equipment and supplies they require. Our previous finance system was no longer able to meet the Lab's needs. EMBL Council requested a new and reliable administration and management information system.

Staff at EMBL, including the Outstations, require stable and powerful software to make administration run smoothly. We chose an SAP software system – SAP provide services to major businesses worldwide and are reliable and effective. We have outsourced the running of the system to a provider in Berlin, *DISOS GmbH*, who have worked closely with EMBL's administration and CNG group to implement it. To do this smoothly was a challenge: each step involved a development phase and quality control before entering into production and going on-line. The system has been available to the entire lab since January.

What advantages does the new system have?

It includes a browser interface for on-line purchase requests, which eliminates a lot of paperwork. It's fast, but also secure. For orders of more than 500 Euros, an automatic email is sent to the budget holder for approval. Once approved, the purchasing

office can access the request and process the orders. Budget holders will also soon be able to access their information directly and have an immediate and clear idea of their available financial resources. It makes their project planning much easier.

One nice feature of the new system is a Document Management System, which EMBL's computer group is helping to implement. Every invoice that arrives at the lab is scanned and can be easily identified by a bar code. This helps us to organize our invoice system, and it also reduces the administrative workload.

How will the project develop in future?

We can do many things with this new platform. We plan to develop an online catalogue for stores. Staff will browse the stores catalogue, fill their shopping baskets, and place an order via the web. Orders will then be filled, and prepared for pickup. Long-term projects include transferring our travel procedures and human resources modules (including salaries and insurance) into the system.

We'd like to thank administrative staff at Heidelberg and the Outstations, the CNG group and our SAP consultant, *DISOS*, who all managed to complete this project within a very short time, and within budget!

– interview with Christian Moritz, project leader

EMBL's conference facilities: new and improved




photo: MB Hansen

The first phase of the Operon Conference audiovisual renovations is now complete. In true EMBL tradition, the new design and implementation was a joint effort by British, Cypriot, German, Turkish, French and Danish staff. The international crew combined state-of-the-art beamers with a new podium that can accommodate five computers, and a new, larger projection screen. Work will soon begin to update the audio, ventilation and lighting systems.

For help with your projection needs, contact the Photolab at photolab@embl.de.

An invitation from the EBI's Industry Programme

The EBI's Industry Programme runs training workshops throughout the year on a variety of topics for our industry partners. These are funded through the Programme, and are open to our member companies, who have access to two places per workshop. We have now implemented a policy to allow EMBL staff to attend the workshops.

All workshops are advertised to Industry Programme members eight weeks in advance. Any spaces that have not been filled two weeks prior to the event will be offered to EMBL staff. Those interested in

attending a particular workshop should contact coordinator Liz Ford to register an interest, and will be contacted as spaces become available.

Workshops planned this year include *Alternative Splicing* (July 7-9), *Data Integration Strategies* (September 10-12), *Biomolecular Networks - databases* (October 20-21) and *modeling* (October 22-23), *NMR* (November 27-28) and *Microarray & Datamining* (December 8-9). A small fee is charged to cover costs. – Paul Matthews

news & events

Reinhard Junker, the BMBF's Assistant Secretary for Health, Biosciences and Sustainability visited the main lab in Heidelberg on May 28. His tour of the lab included stops at the Genomics, Proteomics and Advanced Light Microscopy core facilities, as well as meetings with Laboratory's senior staff.

Two journalists from EICOS

(European Initiative for Communicators of Science) visited the Laboratory in May for a week-long intensive look at what's happening in the life sciences. They toured the Proteomics and Genomics core facilities, sat in on seminars, and spoke with many EMBL scientists. A highlight of the week was a radio transmission broadcast live to Romania from the lab.

The EBI's Alvis Brazma has teamed

up with Helen Causton (Imperial College, UK) and John Quackenbush (TIGR, USA) to publish "Microarray Gene Expression Data Analysis - A Beginner's Guide" (Blackwell Publishing, 2003). The volume covers aspects of designing microarray experiments and analysing the data generated, and includes information on some of the tools available from non-commercial sources.

Seven happy footballers

from a mish-mosh of departments took home the silver cup at the annual EMBL football tournament held in Boxberg on Sunday, June 8. Six teams from across the laboratory kicked, dribbled and sprinted their way through the grueling competition in sweltering summer heat. "It was emotional," says co-organizer Federico de Masi. "All teams played really well, and it came down to the wire at the end. The Hamburg Outstation did an outstanding job, finishing in second place. We'll have them back soon for a rematch. Thanks to all for a fantastic day!"



photo: MB Hansen

people @EMBL



Dietrich Rebholz-Schuhmann joined the EBI as a Group Leader in May. Dietrich is a medical doctor and holds a masters in computer science. He obtained his PhD in immunology in 1989 from the University of Düsseldorf. From 1993 to 1998 he worked for a startup company in Medical Informatics, and then as a researcher in medical image analysis at the research center 'gsf' in Munich. In 1998 he joined the research department of LION bioscience AG in Heidelberg and ran a research project on text mining. One core issue of this research project was the implementation and use of Finite State

Automatons for Natural Language Processing. In future he will focus his work on the integration of extracted facts into the framework of databases available at the EBI.

Other faculty appointments: Claude Antony joined EMBL in June as the Head of Electron Microscopy Core Facility.

awards, honours & cetera

Director-General Fotis C. Kafatos was elected a foreign member of the Royal Society of London in May. Fellows are elected for their contributions to science, both in fundamental research resulting in greater understanding, and also in leading and directing scientific and technological progress in industry and research establishments.

Janet Thornton, Director of the EMBL-European Bioinformatics Institute, has been elected as a foreign associate of the US National Academy of Sciences. Election to membership of the Academy is considered one of the highest honours that can be awarded to a scientist or engineer. The National Academy of Sciences is a private organization of scientists and engineers dedicated to the furtherance of science and its use for the general welfare. It was established in 1863 by a congressional act of incorporation, signed by Abraham Lincoln, which calls on the Academy to act as an official adviser to the federal government, upon request, in any matter of science or technology.

Nadia Rosenthal, Head of the Monterotondo Research Programme on Mouse Biology, was awarded the Maria Louisa Ferrari Soave and Dr. Luigi Soave International Prize in January of this year. The award was given by the Academy of Sciences of Turin in recognition of Nadia's outstanding contributions to the field of cell biology.

EMBL alumna **Marja Makarow** has been appointed Vice Rector of the University of Helsinki. Congratulations, Marja!

Who's new?

Claude Antony (Team Leader), Nancy Bretschneider (Gannon), Paula de Matos (Zhu), Alexandru Denes (Arendt), Dietrich Foethke (Nédélec), Karin Gale (Trillat), Turgay Kiliç (Suck), Harald Kirsch (Rebholz-Schuhmann), Luisa Lo Iacono (Gross), Alexandra Manaia (ELLS), Foteini Mourkioti (Rosenthal), Christoph Mueller-Dieckmann (Weiss), Rafael Najmanovich (Thornton), Ricarda Niggeweg (Wilm), Venkatarama Parthasarathy (Lamzin), Robert Petryszak (Zhu), Babu Pothineni (Lamzin), Dietrich Rebholz-Schuhmann (Group Leader), Mathias Utz (Surrey), Simone Weyand (Weiss), Sirius Zerbakhsh (Schultz), Fabiola Zelada (Arendt)

events @EMBL

25-27 June, 2003

at EMBL Heidelberg

EMBL Summer Council meeting

28-29 June, 2003

EMBL Heidelberg's 25th year anniversary celebrations and Open House

3 July, 2003

Forum on Science and Society

Robert Marc Friedman (University of Oslo)
The Politics of Excellence: Behind the Nobel Prize in Science

7-9 July, 2003

ELLS workshop for science teachers
From molecules to organisms

8 July, 2003

Forum on Science and Society

Giorgos Sakellaris (National Hellenic Research Foundation)

Communication strategies on biotechnology

For more events, see

www.embl.de/ExternalInfo/todayAtEmbl/

...from Intermedex

Did you know that during the first six months of membership certain benefits are excluded, such as dental prostheses, orthodontics, spectacles, contact lenses and other prostheses? During the first 24 months of membership, dental treatment is also limited. For more, please visit www.intermedex.de.



EMBLEM Symposium: Evolution of the Life Science Revolution
Leverage your IP - New ways for sustainable growth
July 10, 2003 at the Print Media Academy in Heidelberg

A qualitatively outstanding Intellectual Property (IP) portfolio is a crucial criterion for the successful inception and sustainable growth of young biotech companies. The symposium, organized jointly by EMBL Enterprise Management Technology Transfer GmbH (EMBLEM) and Cap Gemini Ernst & Young (CGEY) within the framework of the State of Baden-Württemberg's GeneStart biotech award business plan competition, brings together an interdisciplinary panel of experts in intellectual property protection, management and application.

Whether you are an inventor, a founder of a start-up company, a technology transfer/licensing professional or a pharmaceutical/biotech executive, learn how to leverage your IP and find out about strategies to best help secure and grow the potential of your business idea or established start-up company. *To register send an e-mail to info@embl-em.de.*